

EAST COAST FOAM SUPPLY



Home
Built
By *Scalero*
MASTERS

Specializing in Architectural Foam & Ornamental Precast Stone

RESIDENTIAL



VISIT OUR WEBSITE TO ORDER NOW WWW.EASTCOASTFOAMSUPPLY.COM

OR CALL (321) 433-8231

RESIDENTIAL




FIREPLACES



VISIT OUR WEBSITE TO ORDER NOW WWW.EASTCOASTFOAMSUPPLY.COM

OR CALL (321) 433-8231

RANGE HOODS



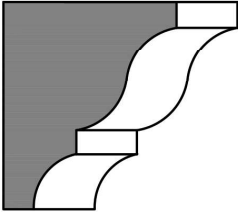
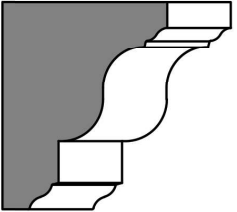
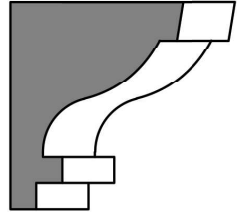
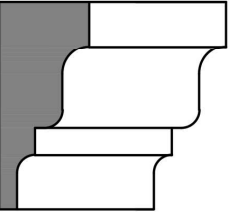
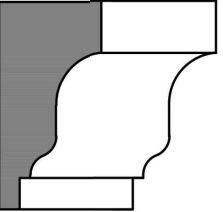
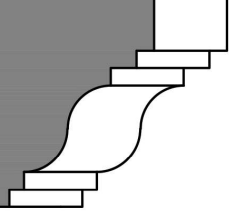
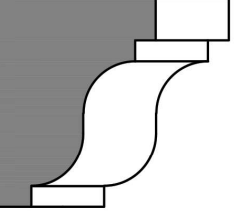
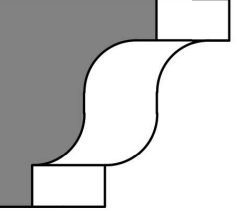
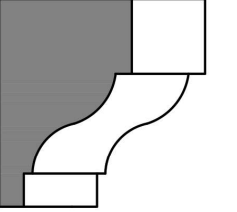
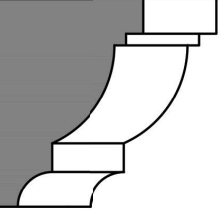
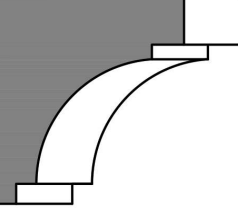
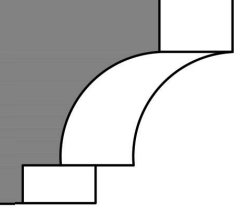
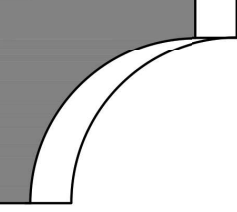
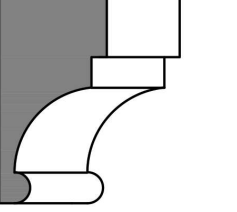
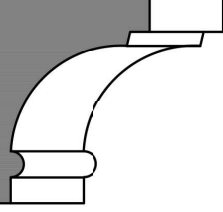
COMMERCIAL



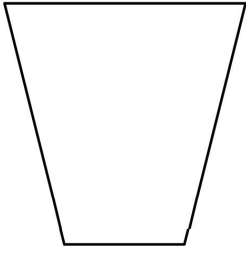
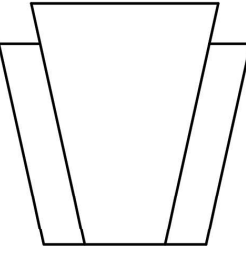
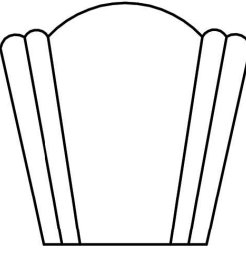

VISIT OUR WEBSITE TO ORDER NOW WWW.EASTCOASTFOAMSUPPLY.COM

OR CALL (321) 433-8231

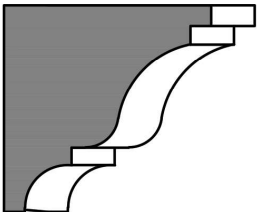
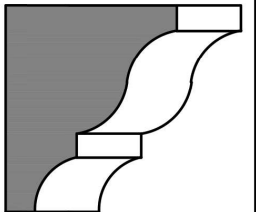
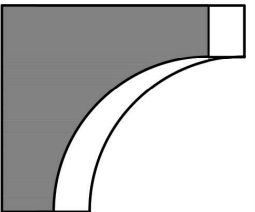
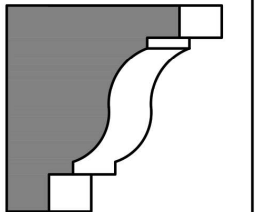
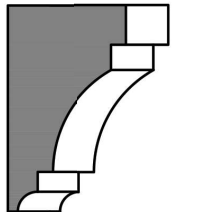
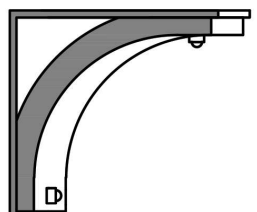
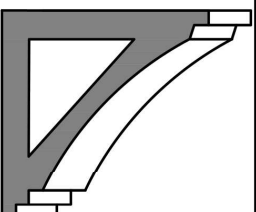
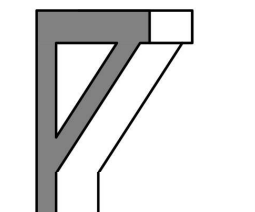
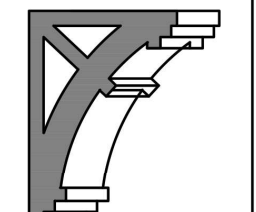
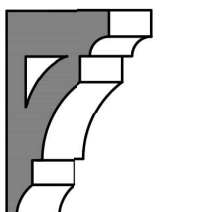
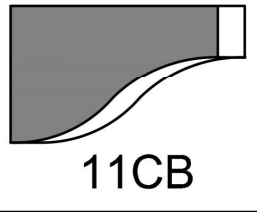
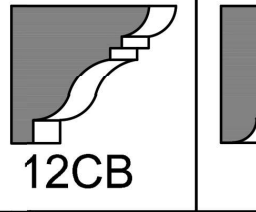
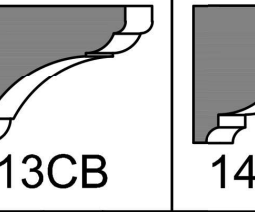
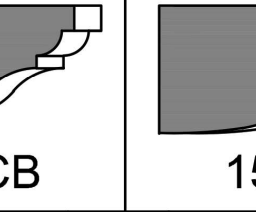
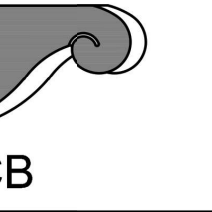
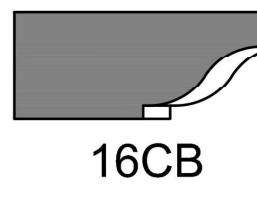
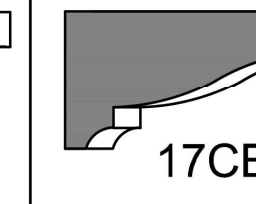
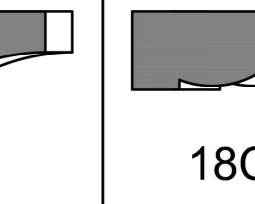
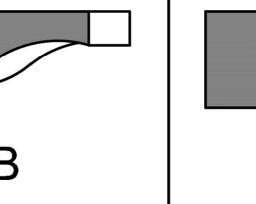
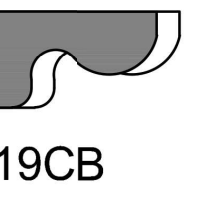
CROWN MOLDINGS

 1CR	 2CR	 3CR	 4CR	 5CR
 6CR	 7CR	 8CR	 9CR	 10CR
 11CR	 12CR	 13CR	 14CR	 15CR

KEYSTONES

 1K	 2K	 3K	 4K
---	---	--	---

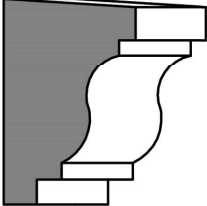
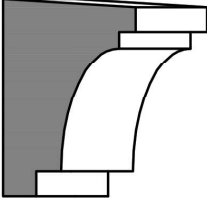
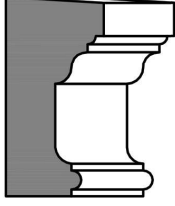
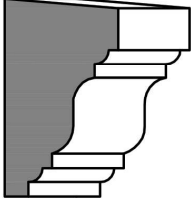
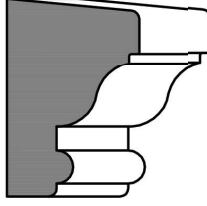
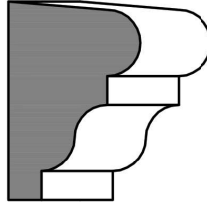
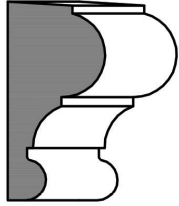
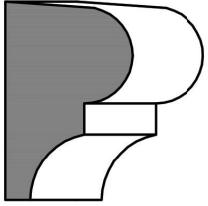
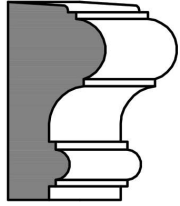
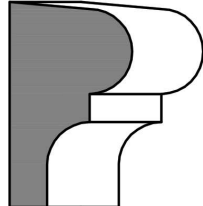
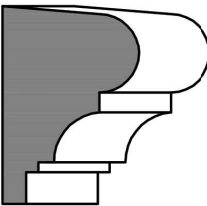
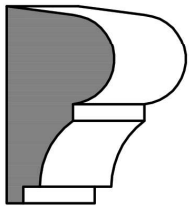
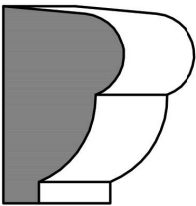
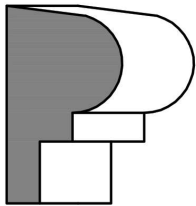
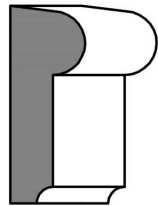
CORBELS & BRACKETS

				
1CB	2CB	3CB	4CB	5CB
				
6CB	7CB	8CB	9CB	10CB
				
11CB	12CB	13CB	14CB	15CB
				
16CB	17CB	18CB	19CB	19CB



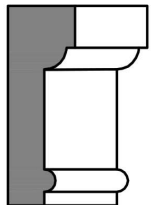
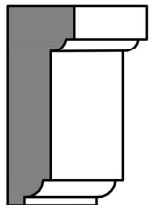
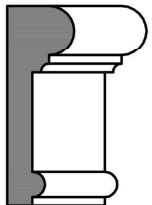
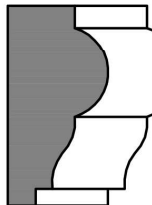

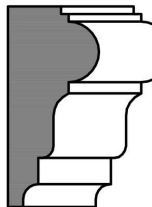
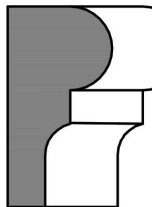

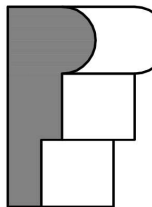
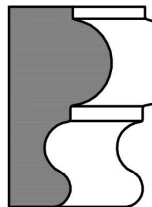
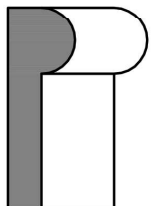
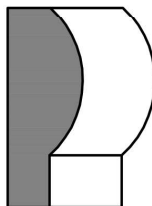
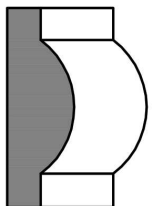

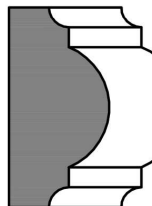
OR CALL (321) 433-8231

SILLS

 1S	 2S	 3S	 4S	 5S
 6S	 7S	 8S	 9S	 10S
 11S	 12S	 13S	 14S	 15S




TRIMS

				
1T	2T	3T	4T	5T
				
6T	7T	8T	9T	10T
				
11T	12T	13T	14T	15T




OR CALL (321) 433-8231


MEDALLIONS




1M




2M



3M




4M




5M




6M




7M



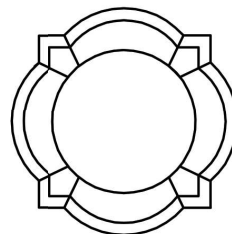
8M




9M




10M




11M




12M




13M




14M



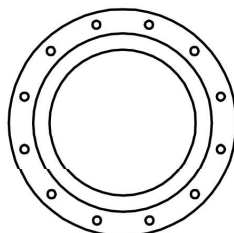
15M




16M




17M



18M

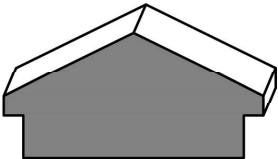














19M



20M

WALL AND PIER CAPS

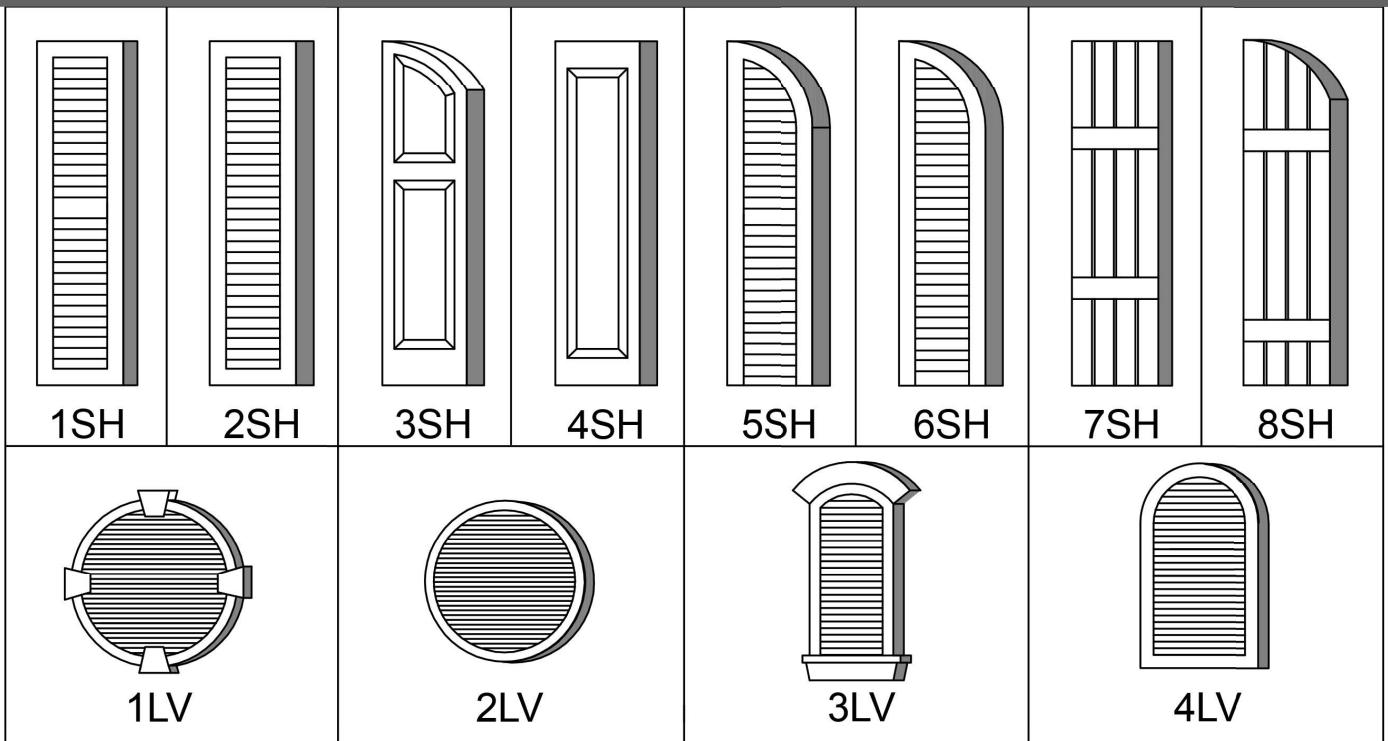
			
1WP	2WP	3WP	4WP
			
5WP	6WP	7WP	8WP
			
9WP	10WP	11WP	12WP



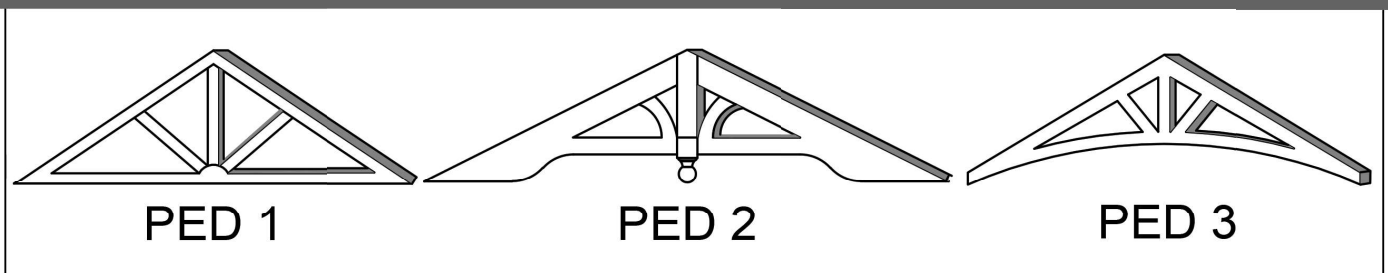
VISIT OUR WEBSITE TO ORDER NOW WWW.EASTCOASTFOAMSUPPLY.COM

OR CALL (321) 433-8231

SHUTTERS AND LOUVERS




PEDIMENTS



COLUMNS

columns can also be made square except rope column



Straight

Taper

Straight Fluted

Tapered Fluted

Spiral



VISIT OUR WEBSITE TO ORDER NOW WWW.EASTCOASTFOAMSUPPLY.COM

OR CALL (321) 433-8231

TUSCAN CAP/BASE



TUSCAN BASE
ANY SIZE



TUSCAN CAP
ANY SIZE

FOAM RINGS



FOAM RING CAP/BASE
WRAPS AROUND COLUMNS
STANDARD SIZES IN STOCK: 12.75" ID, 16.75" ID
CUSTOM SIZES AVAILABLE

STANDARD CAPS



CORINTHIAN CAP
AVAILABLE SIZES:
6, 8, 10, 12, 14, 16, 18" BASE



IONIC CAP
AVAILABLE SIZES:
8, 10, 16" BASE



SQUARE CORINTHIAN CAP
12" BASE



TEMPLE OF WINDS CAP
AVAILABLE SIZES:
6, 10" BASE

DECORATIVE



DECOCAP 1
8" BASE



DECOCAP 2
6" OCTAGON BASE



DECOCAP 3
8" BASE



FILIGREES



FIL 1
H 8" | W 22" | D 1"



FIL 3
H 8" | W 34.5" | D 1"



FIL 5
H 45.5" | W 14" | D 2"



FIL 7
H 10" | W 34" | D 2"



FIL 9
H 9" | W 23" | D 2"



FIL 2
H 6.5" | W 35.5" | D .75"



FIL 4
H 6" | W 17" | D .5"



FIL 6
H 43" | W 6.5" | D .75"



FIL 8
H 14" | W 34.5" | D 2.5"



FIL 10
H 24" | W 37" | D 1"

VISIT OUR WEBSITE TO ORDER NOW WWW.EASTCOASTFOAMSUPPLY.COM

OR CALL (321) 433-8231

SHIELDS



SHIELD 1
H 20" | W 18.5" | D 2"



SHIELD 2
H 11.75" | W 14" | D 1.5"



SHIELD 3
H 9.5" | W 12.5" | D 2"



SHIELD 4
H 12" | W 13" | D 2"



SHIELD 5
H 20.25" | W 15" | D 2.5"

FINIALS



FIN 1
H 18" | W 8.5" | D 8.5"



FIN 2
H 17" | W 9.5" | D 9.5"



FIN 3
H 18" | W 7" | D 7"



FIN 4
H 11.5" | W 5.5" | D 5"
ALSO AVAILABLE AS HALF



FIN 5
H 26.5" | W 11.5" | D 6"



FIN 6
H 15" | W 15.5" | D 15.5"



FIN 7
14.25"



FIN 8
H 14.5" | W 11" | D 11"



FIN 9
H 12" | W 10.5" | D 10.5"



FIN 10
H 11.5" | W 9.5" | D 9.5"



FIN 11
H 10.5" | W 9" | D 9"



FIN 12
H 9.5" | W 7.5" | D 7.5"



FIN 13
H 7" | W 5.5" | D 5.5"




FIN 14
H 8.5" | W 7" | D 7"

QUATREFOIL




QUAT 1 (WITH DIAMONDS)
H 23.5" | W 23.5" | D 3"



QUAT 2
H 47.5" | W 47.5" | D 3.5"



QUAT 3
H 31.5" | W 31.5" | D 1.5"



QUAT 4
H 22.5" | W 22.5" | D .5"



QUAT 5
H 20.75" | W 20.75" | D 1"

CORBELS



CB 1
H 24" | W 6.5" | D 10.75"



CB 2
H 14" | W 4.75" | D 9.75"



CB 3
H 20" | W 7" | D 2.75"



CB 4
H 16" | W 4" | D 4.5"



CB 5
H 16" | W 4" | D 4.5"



CB 6
H 17.75" | W 7.25" | D 7.25"



CB 7
H 8.5" | W 15.25" | D 4.5"



CB 8
H 5.5" | W 14" | D 5.5"



CB 9
H 5" | W 11.25" | D 5"



CB 10
H 4.75" | W 14.75" | D 3"

VISIT OUR WEBSITE TO ORDER NOW WWW.EASTCOASTFOAMSUPPLY.COM

OR CALL (321) 433-8231

CORBELS



CB 11
H 6" | W 9.5" | D 1.75"



CB 12
H 5.75" | W 12" | D 3.5"



CB 13
H 5.5" | W 8.5" | D 6.5"



CB 14
H 7.75" | W 13" | D 5"



CB 15
H 9.5" | W 14.75" | D 4"



CB 16
H 6.5" | W 10.5" | D 4.5"



CB 17
H 4" | W 5.5" | D 2.5"



CB 18
H 8.5" | W 23.25" | D 8"



CB 19
H 5.5" | W 11.75" | D 7"



CB 20
H 4" | W 6" | D 3"



CB 21
H 4" | W 6" | D 3"



CB 22
H 4.5" | W 6" | D 2.75"



CB 23
H 5.5" | W 5.25" | D 3.25"



CB 24
H 7" | W 25" | D 8"



CB 25
H 8.5" | W 10" | D 4.5"



CB 26
H 6.25" | W 10.5" | D 6.25"



CB 27
H 6" | W 9.25" | D 3"



CB 28
H 5.25" | W 4.75" | D 2.75"



CB 29
H 4.75" | W 5.75" | D 3"



CB 30
H 11.5" | W 13.75" | D 6.5"



CB 31
H 7.25" | W 7" | D 2.5"



CB 32
H 5.75" | W 8" | D 4"



CB 33
H 2.75" | W 8.25" | D 2.75"

ROSETTES



ROS 1
H 6.5" | W 5.5" | D 1"



ROS 3
H 6" | W 5.25" | D 1"



ROS 4
H 6" | W 6" | D 1"



ROS 5
H 7" | W 7" | D 1.5"



ROS 6
H 7" | W 9.5" | D 1"



ROS 7
H 6.25" | W 8.25" | D 2"



ROS 8
H 8" | W 8" | D 1.5"



ROS 9
3", 4" & 5.5" AVAILABLE



ROS 10
H 1.5" | W 6.25" | D 1" / EACH



ROS 11
H 2.75" | W 5.25" | D .5" / EACH

MEDALLIONS



MED 1
H 14" | W 14" | D 1"



MED 2
H 13.25" | W 13.25" | D 1.75"



MED 3
H 12.5" | W 12.5" | D 1.5"



MED 4
H 13" | W 13" | D 1"



MED 5
H 24" | W 24" | D 2.25"



MED 6
H 12" | W 12" | D 1.5"



MED 7
H 19" | W 19" | D 1"



MED 8
H 18" | W 18" | D .5"



MED 9
H 12" | W 18" | D 1"



MED 10
H 8" | W 12" | D 1"

VISIT OUR WEBSITE TO ORDER NOW WWW.EASTCOASTFOAMSUPPLY.COM

OR CALL (321) 433-8231

MEDALLIONS



MED 11
H 23.5" | W 23.5" | D 1"




MED 12
H 17.75" | W 17.75" | D 2"



MED 13
H 12" | W 12" | D 2"



MED 14
H 24.25" | W 23.5" | D 1"



MED 15
H 19.75" | W 19.75" | D 1.5"




MED 16
H 14.5" | W 14.5" | D 2"



MED 17
H 19" | W 23" | D 2.25"



MED 18
H 5" | W 6.75" | D 2"



MED 19
H 6"
W 20.5" | D 1"



MED 20
H 22.75" | W 13" | D 1"



MED 21
H 13.5" | W 13.5" | D 2"



MED 22
H 13.25" | W 25.5" | D 2"



MED 23
H 13" | W 11.5" | D 2"



MED 24
H 15.75" | W 14.75" | D .75"




MED 25
H 11.5" | W 23.5" | D 3"



MED 26
H 8.25" | W 8.25" | D .5"



MED 27
H 24" | W 24" | D .75"



MED 28
H 24.25" | W 24.25" | D 1.5"



MED 29
H 15" | W 6.25" | D 5.5"



MED 30
H 12.5" | W 39" | D 1.25"



MED 31
H 13.25" | W 33" | D 3.5"

FIREPLACE LEGS



FPL 1
H 33.5" | W 9"
D 6.75"
BASE AVAILABLE




FPL 2
H 39" | W 15.5"
D 9.5"



FPL 3
H 36.5" | W 13"
D 14"



FPL 4
H 30.25" | W 6.5"
D 9.5"



FPL 5
H 34.5" | W 4"
D 8"



FPL 6
H 34.5" | W 7"
D 10.75"



FPL 7
H 38" | W 17.5"
D 9.75"



FPL 8
H 50.5" | W 10"
D 7"



FPL 9
H 48.5" | W 6.75"
D 7.5"



FPL 10
H 48" | W 10.75"
D 10.75"

VISIT OUR WEBSITE TO ORDER NOW WWW.EASTCOASTFOAMSUPPLY.COM

OR CALL (321) 433-8231

FIREPLACE LEGS



FPL 11
H 46.25" | W 10"
D 8.75"



FPL 12
H 45.5" | W 7.5"
D 8.5"



FPL 13
H 48" | W 7.75"
D 6.75"



FPL 14
H 48.5" | W 9"
D 8"



FPL 15
H 48.25" | W 8.25"
D 8.25"



FPL 16
H 48" | W 7"
D 7.75"

SCROLLS



SCROLL 1
H 6.5" | W 18.5" | D .75" / EACH



SCROLL 2
H * | W * | D * / EACH



CORNER SCROLL3
H 5.25" | W 10.5" | D .5" / EACH

RELIEFS / FRIEZES



REL 1
H 2.25" | W 61" | D 1.5"



REL 2
H 3.25" | W 41.75" | D 1.5"



REL 3
H 4" | W 71.5" | D 3.5"



REL 4
H 3" | W 48" | D 1.5"



REL 5
H 3" | W 52" | D 3"



REL 6
H 2.5" | W 26.5" | D 2"



REL 7
H 1.5" | W 21" | D .5"



REL 8
H 5" | W 33.5" | D 1"



REL 9
H 4.25" | W 21.25" | D 1.5"



REL 10
H 8.25" | W 15.25" | D 1.5"



REL 11
H 8" | W 17.75" | D 1"



REL 12
H 7.25" | W 25.25" | D 1"



REL 13
H 8" | W 42.5" | D 1"



REL 14
H 11.5" | W 50" | D 1"


VISIT OUR WEBSITE TO ORDER NOW WWW.EASTCOASTFOAMSUPPLY.COM

OR CALL (321) 433-8231

RELIEFS / FRIEZES



REL 15
H 8" | W 41.5" | D 1"



REL 16
H 16.25" | W 25.5" | D .75"



REL 17
H 12" | W 37.75" | D 1.75"



REL 18
H 9.75" | W 62" | D 2.25"



REL 19
H 9.25" | W 39.25" | D 1.75"



REL 20
H 6.5" | W 19.5" | D 1"



REL 21
H 10.25" | W 23.5" | D 4"



BREASTPLATE
H 9" | W 72" | D 4.5"

KEYSTONES / FOOTLEAFS



KEY 1
H 9.75" | W 7.75" | D 4.5"



KEY 2
H 9.25" | W 8.25" | D 1.5"



KEY 3
H 5.75" | W 7.25" | D 2"



KEY 4
H 10.5" | W 9.25" | D 3.5"



KEY 5
H 6.5" | W 5.5" | D 2"



KEY 6
H 8.25" | W 6.25" | D 2"

BALUSTRADES



BAL 1
H 26.25" | W 6" | D 6"



BAL 2
H 28.5" | W 6.5" | D 6.5"



BAL 3
H 14.75" | W 5" | D 5"



BAL 4
H 33" | W 5.75" | D 5.75"



BAL 5
H 20" | W 5.75" | D 5.75"



NEWEL POST
H 20" | W 5.75" | D 5.75"



TOP RAIL
H 4.5" | W 51.25" | D 9"



BOTTOM RAIL
H 4.5" | W 51.25" | D 9.5"

MAILBOXES



MB1
H 56.25" | W 20.5" | D 20.5"



MB2
H 57.5" | W 25" | D 25"



MB3
H 60" | W 19.5" | D 19.5"

VISIT OUR WEBSITE TO ORDER NOW WWW.EASTCOASTFOAMSUPPLY.COM

OR CALL (321) 433-8231

MISCELLANEOUS



LH 1
H 20.25" | W 14.75" | D 9"



LH 2
H 10.75" | W 12" | D 5.5"



CHIHUAHUA
H 8.5" | W 4" | D 5.5"



CHERUBS
H 9.5" | W 10" | D 1"



ORNAMENT 1
H 14.75" | W 12" | D 3.5"



ORNAMENT 2
H 9.5" | W 10.5" | D 4.5"




CORINTHIAN CAP (SQUARE 1)
H 9.5" | W 7.5" | D 1"



CORINTHIAN CAP (SQUARE 2)
H 8.5" | W 5.5" | D 1.25"




LIGHT PLATES
(SMALL) H 11" | W 30" | D 2"
(LARGE) H 14.5" | W 29" | D 1.5"



WALL PANEL 1
H 26" | W 35" | D 1.25"



WALL PANEL 2
H 20.5" | W 34.75" | D 1"



STONE SHELF
H 8.5" | W 23.5" | D 5.5"



FLOWER POT
H 20" | W 5.5"



FOUNTAIN BOWLS
(SMALL) H 7.75" | W 18" | D 11"
(MEDIUM) H 13" | W 30.25" | D 16.25"
(LARGE) H 18.25" | W 42.5" | D 23.5"



CLAY PIPE
H 12" | W 4"



MISNER 3/4" ROPE
COLUMN
H 70" | W 5.25" | D 7"

TERMS AND POLICIES

QUOTES: For pricing, call or fax our office with product description, quantities and shipping address. We will prepare a written quote and return it to you for your approval. Please allow a one to five day response time depending on project size.

ORDERING INSTRUCTIONS: A 50% deposit is required on all orders. The balance, including freight, is payable prior to shipping. To order, review your quote for accuracy and completeness, sign approval where indicated and return to us by fax or email along with your deposit. We accept Visa, MasterCard, American Express, Discover or check for the required deposit. No order will be placed into production until we have received your signed quote, deposit and approved shop drawings. Lead time is thirty (30) days for most catalog orders, and sixty (60) or more days for custom orders. This includes time for scheduling, mold design and fabrication (when required, set-up, production, and a minimum of ten days for curing).

COLORS: Our color chart is located on Page 32. Precast sometimes varies in color and texture, due to our process and the variable physical characteristics inherent in the natural material used to produce the product. These variances are considered normal and enhance the natural beauty of the stone. Foam will come in a standard white color, unless requested for paint.

DIMENSIONS: Because of the nature of the molding process, measurements, profiles and trim details may vary from schematic representations. If precise dimensions are necessary for proper fit, these requirements should be noted at the time the order is placed. You will have to cut some pieces to fit, as they will be given longer than needed.

CUSTOM ORDERS: Custom items and sizes are available and will be priced per your specifications. Please send us your drawings or details and based upon the information received, a quotation will be prepared for your approval. There will be a one-time mold charge for all custom work, and a 50% non-refundable deposit is required with the order. Custom orders cannot be canceled once production has begun.

SHIPPING: Crating and handling are included in shipping charges on orders of \$1,000 or more. These items will be priced separately on orders of less than \$1,000. Your order will be shipped by common carrier, or dedicated flatbed, depending on the size of the order. All common carrier shipments are packaged on pallets and wrapped in foam. Off-loading is the customer's responsibility. Be sure to have equipment and/or personnel on hand to unload your shipment.

CLAIMS: You should inspect all pieces as soon as possible for damages that may have occurred during shipping. Any damage should be noted on the driver's bill of lading and reported to us in writing within one week of delivery date. Please note the pieces that sustained damage and the nature of the damage. East Coast Foam Supply will replace damaged pieces. A photograph of the damage may be required for our claims department.

TERMS AND POLICIES

WARRANTY: Precast and foam products are warrantied to be free from manufacturing defects except those related to natural color variations. Warranty does not cover items used for purposes other than originally intended. Warranty is limited to replacement or repair of defective materials only and does not cover labor costs associated with the removal and/or replacement thereof. Warranty does not cover damage resulting from building or wall settlement, contact with chemicals, paint, or failure to maintain properly after installation.

PRODUCT INSTALLATION

INSTALLATION: An experienced mason or installer should be used for precast and/or foam installation. Pieces are normally dry-set with polyurethane adhesives allowing for ¼" joints. Depending upon your situation, the installer may pin, strap, or use latex modified adhesives to attach the pieces to the substrate. After all precast and/or foam has been installed and mortar or grout is tuckered into all open joints, foam will require polyurethane caulk in joints. Then, synthetic stucco should be brushed over the joints, two (2) to three (3) times, to get rid of the appearance of the joint. You may purchase synthetic stucco, in different sizes, from East Coast Foam Supply. Care must be used to assure that mortar does not dry on the precast. Sponge with clean water as grouting proceeds. If field cutting is necessary, precast can be easily cut with a diamond blade and foam can be easily cut with a hand saw. Because local building codes may vary, ensuring compliance is the customer's responsibility.

MAINTENANCE: Periodic cleaning of your precast and foam, if necessary, may be done with a mild detergent and natural bristle brush. Rinse afterwards with clear water. (Do not use steel wool, wire brushes of any type, or products containing acid).

SEALERS: All precast can be sealed with stone sealer. Foam can be painted for extra protection. Check with your painter for brand and type.

PRECAST STONE FINISHES



SLICK - As smooth as possible finish.



LIMESTONE - A pre-weathered look with a smooth sand textured finish.



CRACKLE - A lightly pitted look that gives a natural stone appearance.



KEYSTONE - A medium to heavy pitted look that gives a coral stone appearance.


EPS FOAM FINISHES



RAW - This is our foam product cut to any shape with no finish. The foam is packaged and ready for customer to finish.




SMOOTH / HARD COAT - A smooth finish with a hard coat of polyurethane to give strength and durability. Primer can be added to product to prepare it for the customer's final finish.



SAND FINISH / HARD COAT - This is a synthetic finished stucco over hardcoat and primer which gives a sand textured look.



CORAL / STONE - A coral or stone-like finish can be achieved with hardcoat and primer.



WOODGRAIN - A faux wood look with hardcoat and primer.

PRECAST STONE COLORS



WHITE



DB-4



DB-8



DB-16



DB-48



LB-4



LB-8



LB-16



CHB-8



CHB-16



CHB-48



GREY

WATER TABLE COLORS



TAN



SMOKE



TAUPE

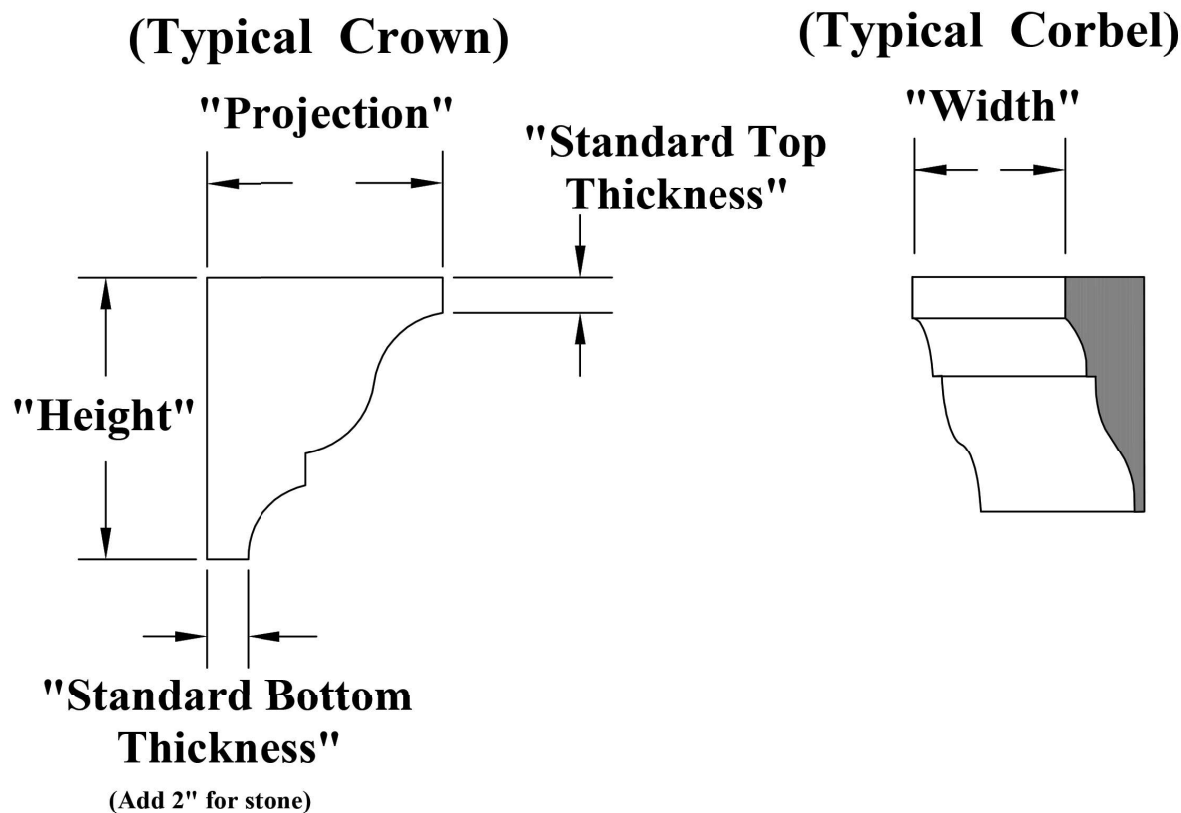


DARK BROWN

ORDERING

1. **Customer** - Your name or company name.
2. **Job Name** - The project name or residence name that is being done.
3. **Date** - The date the form is filled out.
4. **Item Number** - If multiple items are ordered then list them in numerical order.
5. **Profile Number** - The shapes number that you choose from the catalog.
6. **Finish** - The type of finish you wish to receive the product with.
7. **Quantity** - The amount of the product you wish to purchase in piece count or linear feet.
8. **Type of Product** - Specify the type or product feature you want.
9. **Projection** - Dimension item that you wish the piece to project from the wall.
10. **Height** - The height of the piece.
11. **Length** - The length of the piece. If the total quantity was in linear feet, this can be left blank.
12. **Radius** - For any arched product, the radius must be given.
13. **Rise** - This is the dimension from the bottom of the arc to the top of the arc.
14. **Chord** - This is the dimension across the bottom of the arc.
15. **Sketch Area** - Use the area to draw a sketch similar to below.
16. **Finished Area** - Circle the sides in the sketch the will be sprayed.
17. **Notes** - Write any specific instructions in the notes section.
18. **Sills** - Be sure to include which end or ends are sprayed and the desired length of finished piece.

"Dimensions Supplied By Customer"



ORDERING

Bill To _____

Contact _____
Mobile # _____
Office # _____
Fax # _____
Email _____

Date		
Project Name		
Project Address		

Item # _____ **Sprayed Ends** **Qty** _____
Profile # _____ **Return Ends** **Qty** _____
Qty _____ **Finish (Foam)** _____
Finish (Stone) _____

*** Foam Finish Abbreviations**

RAW - Raw Foam
 HC - Hard Coat
 P - Primer
 SF - Sand Finish
 CS - Coral / Stone
 WG - Woodgrain

*** Stone Finish Abbreviations**

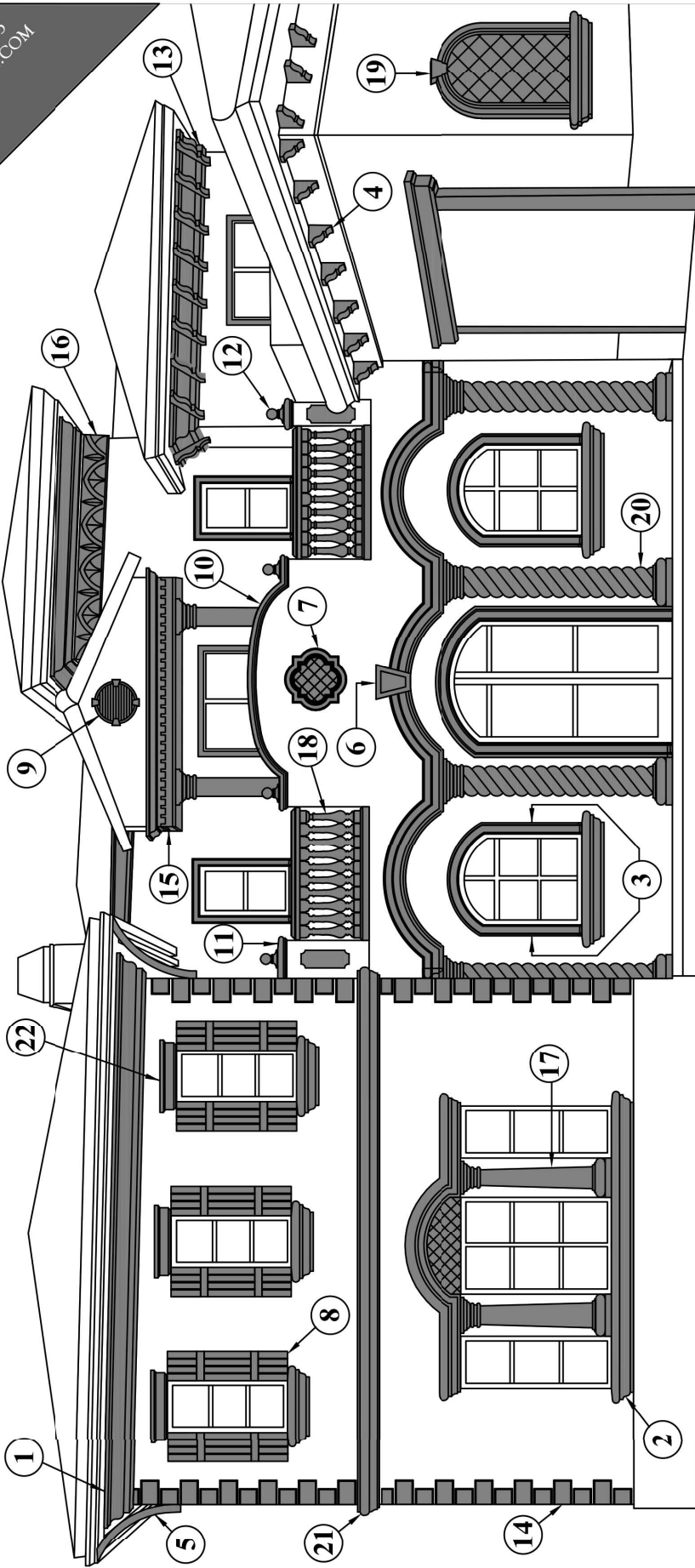
SLK - Slick
 LMS - Limestone
 CRL - Crackle
 KS - Keystone

(Sketch Area)

Notes: _____

CUT ALONG DOTTED LINE

**EAST COAST
FOAM SUPPLY**
1 (321) 433-8231
1 Rd. Rockledge
ASTFOA



- | | | | | | | |
|----------|-------------|---------------|---------------|---------------------|-------------------|-----------------|
| 1- Crown | 4- Corbels | 7- Medallions | 10- Wall Caps | 13- Crown W/Corbels | 16- Frieze Band | 19- Nitch |
| 2- Sill | 5- Brackets | 8- Shutters | 11- Pier Caps | 14- Quoins | 17- Tuscan Column | 20- Rope Column |
| 3- Trim | 6- Keystone | 9- Louver | 12- Finials | 15- Dentil Molding | 18- Balustrades | 21- Mid Band |
| | | | | | | 22- Header |

EAST COAST FOAM SUPPLY

392 RICHARD ROAD
ROCKLEDGE, FLORIDA 32955

OFFICE: 321-433-8231
FAX: 321-433-9981

W: WWW.EASTCOASTFOAMSUPPLY.COM
E: INFO@EASTCOASTFOAMSUPPLY.COM

